



Location: CMA1b - Oil St Community Liaison Centre

Report on 24-hour TSP monitoring

Action Level ($\mu\text{g}/\text{m}^3$) - 176.7

Limit Level ($\mu\text{g}/\text{m}^3$) - 260

Date	Sampling Time	Weather Condition	Filter paper no.	Filter Weight, g		Elapse Time, hr		Sampling Time, hr	Flow Rate, m^3/min			Total Volume, m^3	TSP Level, $\mu\text{g}/\text{m}^3$
				Initial	Final	Initial	Final		Initial, Q_{si}	Final, Q_{sf}	Average		
4-Mar-13	8:00	Cloudy	002922	2.7823	2.9055	2464.15	2488.16	24.01	1.00	1.00	1.00	1441	85
9-Mar-13	8:00	Fine	004646	2.7256	2.9024	2491.16	2515.16	24.00	1.08	1.08	1.08	1562	113
15-Mar-13	8:00	Fine	004106	2.8062	3.0630	2518.16	2542.16	24.00	1.23	1.23	1.23	1768	145
21-Mar-13	8:00	Cloudy	004703	2.6980	2.8893	2545.15	2569.16	24.01	1.18	1.18	1.18	1694	113
27-Mar-13	8:00	Cloudy	004755	2.8324	2.9717	2572.16	2596.16	24.00	1.18	1.18	1.18	1696	82

Report on 1-hour TSP monitoring

Action Level ($\mu\text{g}/\text{m}^3$) - 320.1

Limit Level ($\mu\text{g}/\text{m}^3$) - 500

Date	Sampling Time	Weather Condition	Filter paper no.	Filter Weight, g		Elapse Time, hr		Sampling Time, hr	Flow Rate, m^3/min			Total Volume, m^3	TSP Level, $\mu\text{g}/\text{m}^3$
				Initial	Final	Initial	Final		Initial, Q_{si}	Final, Q_{sf}	Average		
5-Mar-13	8:37	Cloudy	004489	2.6877	2.7026	2488.16	2489.16	1.00	1.09	1.00	1.05	63	238
5-Mar-13	9:41	Cloudy	004492	2.6872	2.7044	2489.16	2490.16	1.00	0.95	0.95	0.95	57	301
5-Mar-13	10:46	Cloudy	004643	2.7151	2.7384	2490.16	2491.16	1.00	1.23	1.23	1.23	74	316
11-Mar-13	8:12	Cloudy	004680	2.7284	2.7459	2515.16	2516.16	1.00	1.23	1.23	1.23	74	238
11-Mar-13	9:20	Cloudy	004509	2.6954	2.7092	2516.16	2517.16	1.00	1.23	1.23	1.23	74	188
11-Mar-13	10:44	Cloudy	004902	2.7609	2.7731	2517.16	2518.16	1.00	1.04	1.04	1.04	63	195
16-Mar-13	8:12	Fine	004675	2.7521	2.7729	2542.16	2543.16	1.00	1.25	1.25	1.25	75	277
16-Mar-13	9:20	Fine	004677	2.7222	2.7327	2543.16	2544.16	1.00	1.20	1.20	1.20	72	145
16-Mar-13	10:44	Fine	004506	2.6853	2.6987	2544.16	2545.16	1.00	1.04	1.04	1.04	63	214
22-Mar-13	8:03	Fine	004764	2.8487	2.8608	2569.16	2570.16	1.00	1.04	1.04	1.04	62	194
22-Mar-13	9:05	Fine	004759	2.8291	2.8427	2570.16	2571.16	1.00	1.27	1.22	1.24	75	182
22-Mar-13	10:12	Fine	004756	2.8134	2.8253	2571.16	2572.16	1.00	1.18	1.18	1.18	71	169
28-Mar-13	8:05	Rainy	004667	2.7034	2.7139	2596.16	2597.16	1.00	1.04	1.06	1.05	63	166
28-Mar-13	9:09	Rainy	004665	2.7181	2.7301	2597.16	2598.16	1.00	1.27	1.27	1.27	76	158
28-Mar-13	10:15	Rainy	004663	2.7147	2.7264	2598.16	2599.16	1.00	1.18	1.18	1.18	71	166

Location: CMA2a - Causeway Bay Community Centre

Report on 24-hour TSP monitoring
Action Level ($\mu\text{g}/\text{m}^3$) - 169.5
Limit Level ($\mu\text{g}/\text{m}^3$) - 260

Date	Sampling Time	Weather Condition	Filter paper no.	Filter Weight, g		Elapse Time, hr		Sampling Time, hr	Flow Rate, m^3/min			Total Volume, m^3	TSP Level, $\mu\text{g}/\text{m}^3$
				Initial	Final	Initial	Final		Initial, Q_{si}	Final, Q_{sf}	Average		
5-Mar-13	12:00	Cloudy	004645	2.7345	2.9579	12230.67	12254.67	24.00	1.41	1.41	1.41	2033	110
9-Mar-13	8:00	Fine	004648	2.6990	2.9404	12254.67	12278.67	24.00	1.40	1.40	1.40	2020	119
15-Mar-13	8:00	Fine	004244	2.6924	2.9355	12281.67	12305.67	24.00	1.39	1.39	1.39	1999	122
21-Mar-13	8:00	Cloudy	004672	2.7051	2.8644	12308.67	12332.67	24.00	1.26	1.26	1.26	1816	88
27-Mar-13	8:00	Cloudy	004754	2.8244	2.9753	12335.67	12359.67	24.00	1.43	1.43	1.43	2052	74

*Due to lack of electricity supply, the 24hr TSP monitoring was rescheduled from 4 Mar 2013 to 5 Mar 2013.

Report on 1-hour TSP monitoring
Action Level ($\mu\text{g}/\text{m}^3$) - 323.4
Limit Level ($\mu\text{g}/\text{m}^3$) - 500

Date	Sampling Time	Weather Condition	Filter paper no.	Filter Weight, g		Elapse Time, hr		Sampling Time, hr	Flow Rate, m^3/min			Total Volume, m^3	TSP Level, $\mu\text{g}/\text{m}^3$
				Initial	Final	Initial	Final		Initial, Q_{si}	Final, Q_{sf}	Average		
5-Mar-13	8:26	Cloudy	004455	2.6744	2.6924	12227.67	12228.67	1.00	1.45	1.45	1.45	87	207
5-Mar-13	9:31	Cloudy	004491	2.6817	2.7084	12228.67	12229.67	1.00	1.43	1.43	1.43	86	311
5-Mar-13	10:35	Cloudy	004642	2.7345	2.7620	12229.67	12230.67	1.00	1.43	1.43	1.43	86	320
11-Mar-13	8:05	Cloudy	004699	2.7169	2.7284	12278.67	12279.67	1.00	1.43	1.43	1.43	86	134
11-Mar-13	9:18	Cloudy	004507	2.6720	2.6856	12279.67	12280.67	1.00	1.43	1.43	1.43	86	159
11-Mar-13	10:31	Cloudy	004901	2.7527	2.7597	12280.67	12281.67	1.00	1.22	1.22	1.22	73	95
16-Mar-13	8:04	Fine	004674	2.7461	2.7588	12305.67	12306.67	1.00	1.41	1.41	1.41	84	150
16-Mar-13	9:10	Fine	004676	2.7229	2.7416	12306.67	12307.67	1.00	1.43	1.43	1.43	86	218
16-Mar-13	10:14	Fine	004679	2.7206	2.7328	12307.67	12308.67	1.00	1.18	1.18	1.18	71	172
22-Mar-13	8:04	Fine	004763	2.8509	2.8665	12332.67	12333.67	1.00	1.44	1.44	1.44	87	180
22-Mar-13	9:10	Fine	004758	2.8299	2.8532	12333.67	12334.67	1.00	1.36	1.36	1.36	82	285
22-Mar-13	10:15	Fine	004757	2.8224	2.8376	12334.67	12335.67	1.00	1.40	1.40	1.40	84	181
28-Mar-13	8:05	Rainy	004668	2.7118	2.7203	12359.67	12360.67	1.00	1.40	1.40	1.40	84	101
28-Mar-13	9:12	Rainy	004665	2.7181	2.7199	12360.67	12361.67	1.00	1.40	1.40	1.40	84	21
28-Mar-13	10:16	Rainy	004664	2.7298	2.7409	12361.67	12362.67	1.00	1.40	1.40	1.40	84	132



Location: CMA3a - CWB PRE Site Office Area

Report on 24-hour TSP monitoring
 Action Level ($\mu\text{g}/\text{m}^3$) - 171
 Limit Level ($\mu\text{g}/\text{m}^3$) - 260

Date	Sampling Time	Weather Condition	Filter paper no.	Filter Weight, g		Elapse Time, hr		Sampling Time, hr	Flow Rate, m^3/min			Total Volume, m^3	TSP Level, $\mu\text{g}/\text{m}^3$
				Initial	Final	Initial	Final		Initial, Q_{si}	Final, Q_{sf}	Average		
4-Mar-13	8:00	Cloudy	002868	2.7911	3.1273	12981.93	13005.93	24.00	1.65	1.65	1.65	2379	141
9-Mar-13	8:00	Fine	004498	2.7096	3.0712	13008.93	13032.93	24.00	1.50	1.50	1.50	2167	167
15-Mar-13	8:00	Fine	004909	2.7587	3.1267	13035.93	13059.93	24.00	1.65	1.65	1.65	2372	155
21-Mar-13	8:00	Cloudy	004800	2.8223	3.1579	13062.93	13086.94	24.01	1.55	1.55	1.55	2233	150
27-Mar-13	8:00	Cloudy	004745	2.8263	3.1011	13115.08	13139.09	24.01	1.60	1.60	1.60	2301	119

Report on 1-hour TSP monitoring
 Action Level ($\mu\text{g}/\text{m}^3$) - 311.3
 Limit Level ($\mu\text{g}/\text{m}^3$) - 500

Date	Sampling Time	Weather Condition	Filter paper no.	Filter Weight, g		Elapse Time, hr		Sampling Time, hr	Flow Rate, m^3/min			Total Volume, m^3	TSP Level, $\mu\text{g}/\text{m}^3$
				Initial	Final	Initial	Final		Initial, Q_{si}	Final, Q_{sf}	Average		
5-Mar-13	8:21	Cloudy	004510	2.6856	2.7131	13005.93	13006.93	1.00	1.60	1.60	1.60	96	286
5-Mar-13	9:27	Cloudy	004494	2.6751	2.7029	13006.93	13007.93	1.00	1.60	1.60	1.60	96	289
5-Mar-13	10:35	Cloudy	004496	2.6822	2.7074	13007.93	13008.93	1.00	1.60	1.60	1.60	96	262
11-Mar-13	10:00	Cloudy	004903	2.7580	2.7723	13032.93	13033.93	1.00	1.55	1.55	1.55	93	153
11-Mar-13	13:23	Cloudy	004905	2.7651	2.7919	13033.93	13034.93	1.00	1.55	1.55	1.55	93	287
11-Mar-13	15:04	Cloudy	004907	2.7413	2.7656	13034.93	13035.93	1.00	1.55	1.55	1.55	93	261
16-Mar-13	8:27	Fine	004654	2.7050	2.7265	13059.93	13060.93	1.00	1.65	1.65	1.65	99	218
16-Mar-13	9:36	Fine	004656	2.7497	2.7683	13060.93	13061.93	1.00	1.65	1.65	1.65	99	188
16-Mar-13	10:39	Fine	004803	2.8178	2.8341	13061.93	13062.93	1.00	1.65	1.65	1.65	99	165
22-Mar-13	8:24	Fine	004795	2.8381	2.8626	13086.94	13087.94	1.00	1.57	1.57	1.57	94	260
22-Mar-13	9:28	Fine	004793	2.8347	2.8588	13087.94	13088.94	1.00	1.57	1.57	1.57	94	256
22-Mar-13	10:33	Fine	004791	2.8372	2.8627	13088.94	13089.94	1.00	1.57	1.57	1.57	94	270
28-Mar-13	8:26	Rainy	004787	2.8380	2.8481	13139.09	13140.09	1.00	1.55	1.55	1.55	93	108
28-Mar-13	9:30	Rainy	004785	2.8379	2.8508	13140.09	13141.09	1.00	1.55	1.55	1.55	93	139
28-Mar-13	10:35	Rainy	004746	2.8265	2.8402	13141.09	13142.09	1.00	1.55	1.55	1.55	93	147



Location: CMA4a - SPCA

Report on 24-hour TSP monitoring
 Action Level ($\mu\text{g}/\text{m}^3$) - 171.2
 Limit Level ($\mu\text{g}/\text{m}^3$) - 260

Date	Sampling Time	Weather Condition	Filter paper no.	Filter Weight, g		Elapse Time, hr		Sampling Time, hr	Flow Rate, m^3/min			Total Volume, m^3	TSP Level, $\mu\text{g}/\text{m}^3$
				Initial	Final	Initial	Final		Initial, Q_{si}	Final, Q_{sf}	Average		
4-Mar-13	8:00	Cloudy	002894	2.7909	2.9763	16377.33	16401.33	24.00	1.27	1.27	1.27	1827	101
9-Mar-13	8:00	Fine	004497	2.7081	2.9133	16404.37	16428.37	24.00	1.30	1.30	1.30	1874	110
15-Mar-13	8:00	Fine	004908	2.7562	3.0047	16431.37	16455.37	24.00	1.27	1.26	1.27	1823	136
21-Mar-13	8:00	Cloudy	004801	2.8195	3.0396	16458.37	16482.37	24.00	1.26	1.26	1.26	1815	121
27-Mar-13	8:00	Cloudy	004789	2.8128	2.9537	16485.37	16509.37	24.00	1.26	1.26	1.26	1818	78

Report on 1-hour TSP monitoring
 Action Level ($\mu\text{g}/\text{m}^3$) - 312.5
 Limit Level ($\mu\text{g}/\text{m}^3$) - 500

Date	Sampling Time	Weather Condition	Filter paper no.	Filter Weight, g		Elapse Time, hr		Sampling Time, hr	Flow Rate, m^3/min			Total Volume, m^3	TSP Level, $\mu\text{g}/\text{m}^3$
				Initial	Final	Initial	Final		Initial, Q_{si}	Final, Q_{sf}	Average		
5-Mar-13	8:10	Cloudy	004502	2.6869	2.7092	16401.33	16402.33	1.00	1.31	1.31	1.31	79	284
5-Mar-13	9:16	Cloudy	004493	2.6864	2.7041	16402.33	16403.33	1.00	1.23	1.23	1.23	74	241
5-Mar-13	10:23	Cloudy	004495	2.6648	2.6869	16403.33	16404.33	1.00	1.27	1.27	1.27	76	291
11-Mar-13	9:52	Cloudy	004904	2.7453	2.7517	16428.37	16429.37	1.00	1.26	1.26	1.26	76	84
11-Mar-13	13:11	Cloudy	002867	2.7959	2.8096	16429.37	16430.37	1.00	1.30	1.30	1.30	78	175
11-Mar-13	14:52	Cloudy	004906	2.7730	2.7844	16430.37	16431.37	1.00	1.30	1.30	1.30	78	146
16-Mar-13	8:41	Fine	004655	2.7263	2.7388	16455.37	16456.37	1.00	1.26	1.26	1.26	76	165
16-Mar-13	9:47	Fine	004804	2.8238	2.8385	16456.37	16457.37	1.00	1.26	1.26	1.26	76	194
16-Mar-13	10:50	Fine	004802	2.8073	2.8216	16457.37	16458.37	1.00	1.26	1.26	1.26	76	188
22-Mar-13	8:36	Fine	004794	2.8373	2.8501	16482.37	16483.37	1.00	1.26	1.26	1.26	76	169
22-Mar-13	9:41	Fine	004792	2.8088	2.8226	16483.37	16484.37	1.00	1.26	1.26	1.26	76	183
22-Mar-13	10:44	Fine	004790	2.8173	2.8314	16484.37	16485.37	1.00	1.26	1.26	1.26	76	187
28-Mar-13	8:40	Rainy	004786	2.8458	2.8534	16509.37	16510.37	1.00	1.26	1.26	1.26	76	100
28-Mar-13	9:45	Rainy	004784	2.8197	2.8283	16510.37	16511.37	1.00	1.26	1.26	1.26	76	114
28-Mar-13	10:50	Rainy	004747	2.8050	2.8133	16511.37	16512.37	1.00	1.26	1.26	1.26	76	110



Location: CMA5a - Children Garden opposite to Pedestrian Plaza

Report on 24-hour TSP monitoring

Action Level ($\mu\text{g}/\text{m}^3$) - 181
Limit Level ($\mu\text{g}/\text{m}^3$) - 260

Date	Sampling Time	Weather Condition	Filter paper no.	Filter Weight, g		Elapse Time, hr		Sampling Time, hr	Flow Rate, m^3/min			Total Volume, m^3	TSP Level, $\mu\text{g}/\text{m}^3$
				Initial	Final	Initial	Final		Initial, Q_{si}	Final, Q_{sf}	Average		
4-Mar-13	8:00	Cloudy	004326	2.7136	2.8893	17376.53	17400.55	24.02	1.33	1.33	1.33	1922	91
9-Mar-13	8:00	Fine	004647	2.7329	2.9132	17403.55	17427.55	24.00	1.16	1.16	1.16	1677	107
15-Mar-13	8:00	Fine	004771	2.8205	3.0576	17430.55	17454.55	24.00	1.38	1.37	1.38	1980	120
21-Mar-13	8:00	Cloudy	004797	2.8147	2.9498	17457.55	17481.55	24.00	1.17	1.16	1.17	1678	81
27-Mar-13	8:00	Cloudy	004776	2.7944	3.1281	17484.56	17508.56	24.00	1.30	1.30	1.30	1876	178

Report on 1-hour TSP monitoring

Action Level ($\mu\text{g}/\text{m}^3$) - 332
Limit Level ($\mu\text{g}/\text{m}^3$) - 500

Date	Sampling Time	Weather Condition	Filter paper no.	Filter Weight, g		Elapse Time, hr		Sampling Time, hr	Flow Rate, m^3/min			Total Volume, m^3	TSP Level, $\mu\text{g}/\text{m}^3$
				Initial	Final	Initial	Final		Initial, Q_{si}	Final, Q_{sf}	Average		
5-Mar-13	13:00	Cloudy	004499	2.6901	2.7076	17400.55	17401.55	1.00	1.35	1.35	1.35	81	215
5-Mar-13	14:10	Cloudy	004500	2.6966	2.7115	17401.55	17402.55	1.00	1.24	1.24	1.24	74	200
5-Mar-13	15:20	Cloudy	004698	2.7267	2.7428	17402.55	17403.55	1.00	1.38	1.38	1.38	83	195
11-Mar-13	8:32	Cloudy	004650	2.7102	2.7303	17427.55	17428.55	1.00	1.37	1.37	1.37	82	244
11-Mar-13	9:35	Cloudy	004652	2.7124	2.7260	17428.55	17429.55	1.00	1.37	1.37	1.37	82	165
11-Mar-13	13:00	Cloudy	004508	2.6802	2.6964	17430.55	17431.55	1.00	1.37	1.37	1.37	82	197
16-Mar-13	13:00	Fine	004673	2.7382	2.7527	17454.55	17455.55	1.00	1.37	1.37	1.37	82	176
16-Mar-13	14:06	Fine	004781	2.8102	2.8267	17455.55	17456.55	1.00	1.37	1.37	1.37	82	200
16-Mar-13	15:16	Fine	004799	2.7974	2.8098	17456.55	17457.55	1.00	1.33	1.33	1.33	80	156
22-Mar-13	13:00	Fine	004753	2.8095	2.8347	17481.55	17482.55	1.00	1.35	1.35	1.35	81	312
22-Mar-13	14:08	Fine	004777	2.8378	2.8630	17482.55	17483.55	1.00	1.35	1.35	1.35	81	312
22-Mar-13	15:15	Fine	004952	2.7684	2.7816	17483.55	17484.55	1.00	1.35	1.35	1.35	81	164
28-Mar-13	13:00	Rainy	004659	2.7141	2.7260	17508.56	17509.56	1.00	1.35	1.35	1.35	81	147
28-Mar-13	14:04	Rainy	004733	2.8361	2.8432	17509.56	17510.56	1.00	1.39	1.39	1.39	84	85
28-Mar-13	15:08	Rainy	004735	2.8420	2.8538	17510.56	17511.56	1.00	1.37	1.37	1.37	82	143



Location: MA1e - International Finance Centre (Eastern Wing)

Report on 24-hour TSP monitoring
Action Level ($\mu\text{g}/\text{m}^3$) - 173.4
Limit Level ($\mu\text{g}/\text{m}^3$) - 260

Date	Sampling Time	Weather Condition	Filter paper no.	Filter Weight, g		Elapse Time, hr		Sampling Time, hr	Flow Rate, m^3/min			Total Volume, m^3	TSP Level, $\mu\text{g}/\text{m}^3$
				Initial	Final	Initial	Final		Initial, Q_{si}	Final, Q_{sf}	Average		
4-Mar-13	8:00	Cloudy	004230	2.7151	2.8558	10044.35	10068.35	24.00	1.32	1.32	1.32	1898	74
9-Mar-13	8:00	Fine	004475	2.6885	2.9839	10071.35	10095.35	24.00	1.29	1.29	1.29	1857	159
15-Mar-13	8:00	Fine	004710	2.6927	2.9376	10098.36	10122.36	24.00	1.30	1.29	1.29	1864	131
21-Mar-13	8:00	Cloudy	004716	2.8339	3.0594	10125.36	10149.36	24.00	1.31	1.31	1.31	1886	120
27-Mar-13	8:00	Cloudy	004767	2.8239	2.9783	10152.36	10176.36	24.00	1.27	1.27	1.27	1831	84

Report on 1-hour TSP monitoring
Action Level ($\mu\text{g}/\text{m}^3$) - 325.1
Limit Level ($\mu\text{g}/\text{m}^3$) - 500

Date	Sampling Time	Weather Condition	Filter paper no.	Filter Weight, g		Elapse Time, hr		Sampling Time, hr	Flow Rate, m^3/min			Total Volume, m^3	TSP Level, $\mu\text{g}/\text{m}^3$
				Initial	Final	Initial	Final		Initial, Q_{si}	Final, Q_{sf}	Average		
5-Mar-13	8:05	Cloudy	004469	2.6811	2.6967	10068.35	10069.35	1.00	1.32	1.32	1.32	79	197
5-Mar-13	9:07	Cloudy	004470	2.6858	2.6977	10069.35	10070.35	1.00	1.32	1.32	1.32	79	151
5-Mar-13	10:10	Cloudy	004329	2.7143	2.7269	10070.35	10071.35	1.00	1.32	1.32	1.32	79	160
11-Mar-13	8:10	Cloudy	004705	2.7101	2.7192	10095.35	10096.35	1.00	1.31	1.31	1.31	79	116
11-Mar-13	9:15	Cloudy	004707	2.7357	2.7429	10096.35	10097.35	1.00	1.31	1.31	1.31	79	91
11-Mar-13	10:20	Cloudy	004709	2.7000	2.7088	10097.35	10098.35	1.00	1.31	1.31	1.31	79	112
16-Mar-13	8:00	Fine	004328	2.7287	2.7396	10122.36	10123.36	1.00	1.31	1.31	1.31	79	138
16-Mar-13	9:03	Fine	004472	2.6909	2.7038	10123.36	10124.36	1.00	1.31	1.31	1.31	79	164
16-Mar-13	10:05	Fine	004713	2.7438	2.7567	10124.36	10125.36	1.00	1.31	1.31	1.31	79	164
22-Mar-13	8:10	Fine	004718	2.8142	2.8254	10149.36	10150.36	1.00	1.31	1.31	1.31	79	143
22-Mar-13	9:15	Fine	004720	2.8190	2.8310	10150.36	10151.36	1.00	1.31	1.31	1.31	79	153
22-Mar-13	10:18	Fine	004769	2.8236	2.8364	10151.36	10152.36	1.00	1.31	1.31	1.31	79	163
28-Mar-13	8:15	Rainy	004477	2.6923	2.6983	10176.36	10177.36	1.00	1.27	1.27	1.27	76	79
28-Mar-13	9:18	Rainy	004479	2.6981	2.7040	10177.36	10178.36	1.00	1.27	1.27	1.27	76	77
28-Mar-13	10:20	Rainy	006183	2.6405	2.6480	10178.36	10179.36	1.00	1.27	1.27	1.27	76	98



Location: MA1w - International Finance Centre (Western Wing)

Report on 24-hour TSP monitoring

Action Level ($\mu\text{g}/\text{m}^3$) - 173.4
Limit Level ($\mu\text{g}/\text{m}^3$) - 260

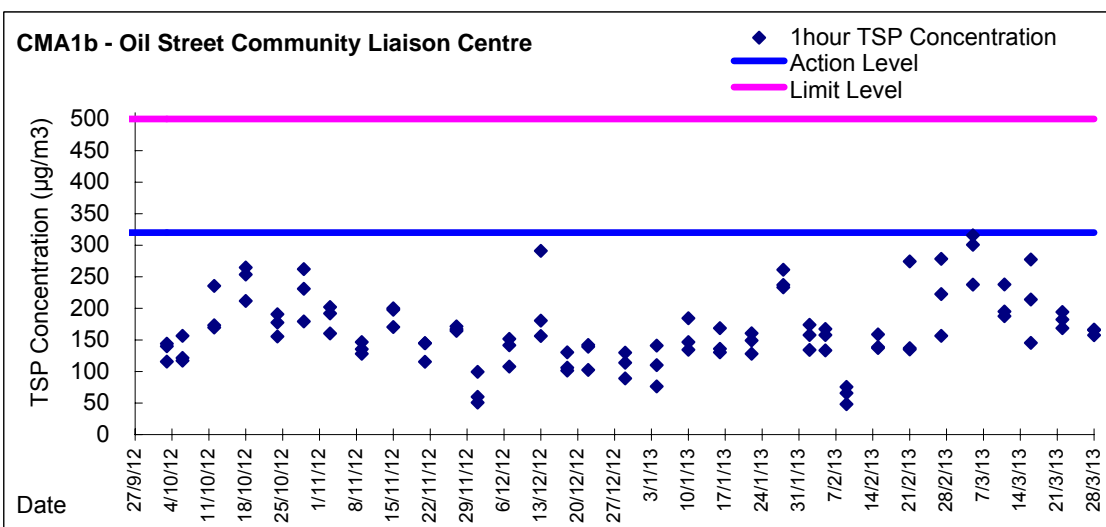
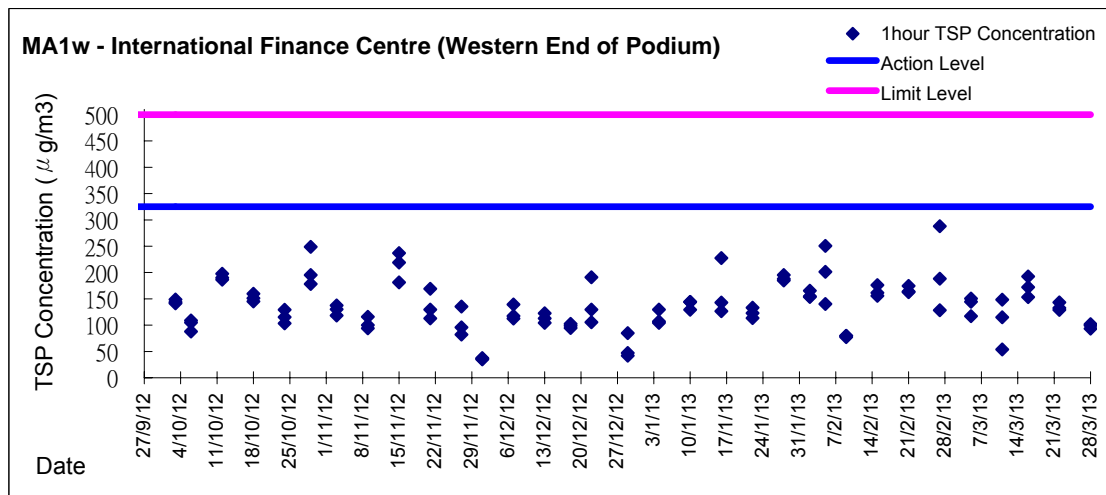
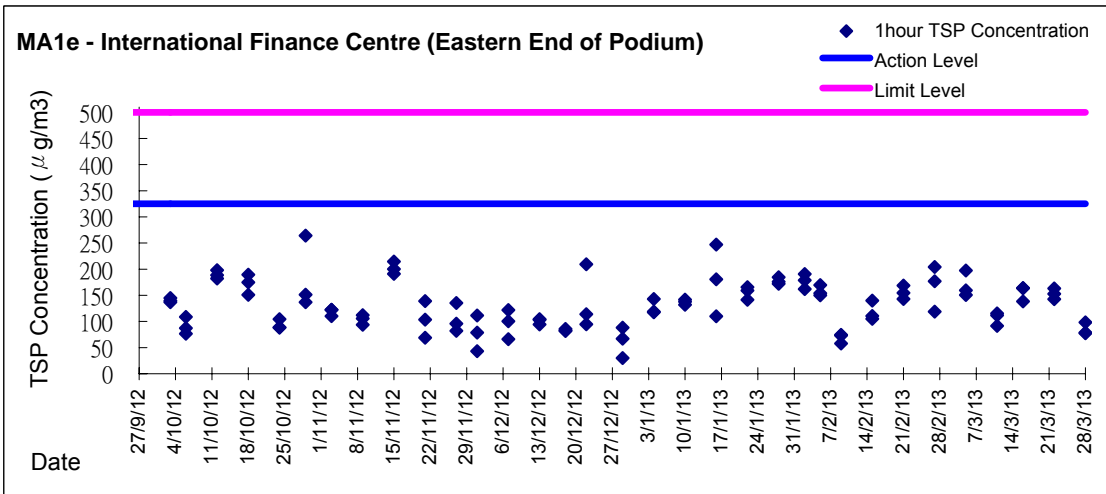
Date	Sampling Time	Weather Condition	Filter paper no.	Filter Weight, g		Elapse Time, hr		Sampling Time, hr	Flow Rate, m^3/min			Total Volume, m^3	TSP Level, $\mu\text{g}/\text{m}^3$
				Initial	Final	Initial	Final		Initial, Q_{si}	Final, Q_{sf}	Average		
4-Mar-13	8:00	Cloudy	004324	2.7164	2.8782	13162.59	13186.59	24.00	1.40	1.40	1.40	2012	80
9-Mar-13	8:00	Fine	004476	2.6583	2.8719	13189.59	13213.59	24.00	1.37	1.37	1.37	1973	108
15-Mar-13	8:00	Fine	004711	2.7190	2.8584	13216.59	13240.59	24.00	1.39	1.39	1.39	2008	69
21-Mar-13	8:00	Cloudy	004715	2.6995	2.9066	13243.59	13267.59	24.00	1.37	1.37	1.37	1973	105
27-Mar-13	8:00	Cloudy	004704	2.7153	2.8684	13270.59	13294.59	24.00	1.39	1.39	1.39	2003	76

Report on 1-hour TSP monitoring

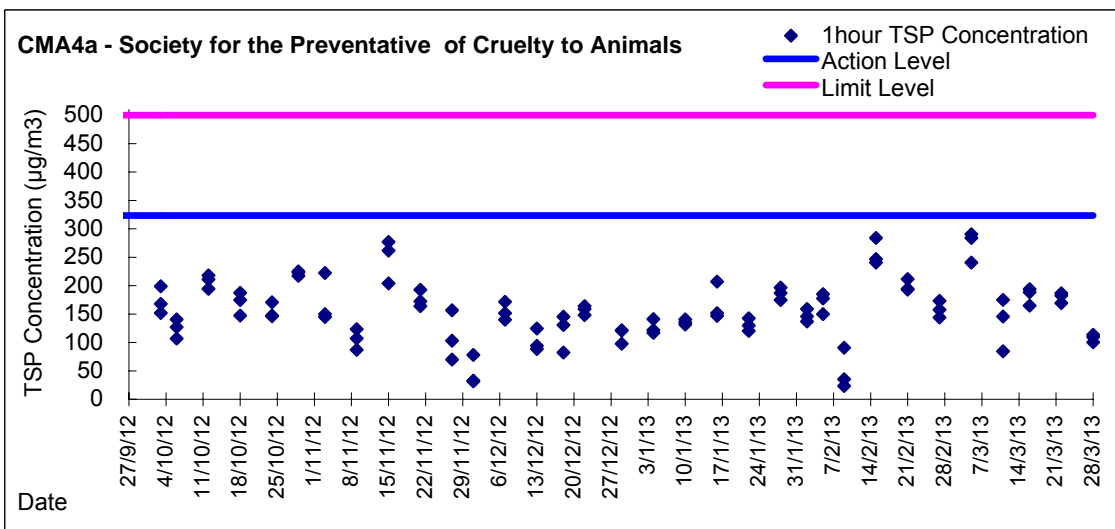
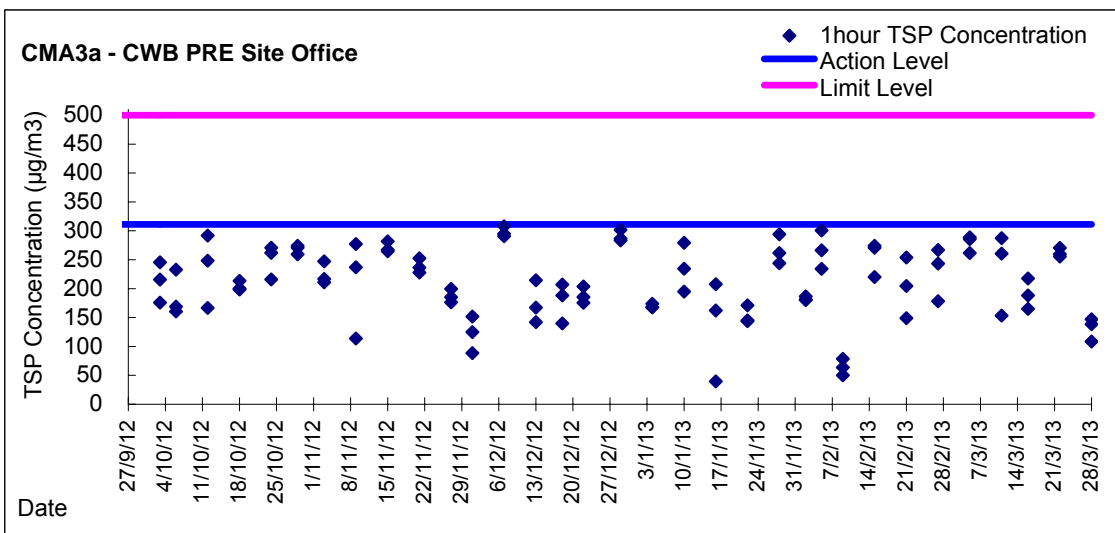
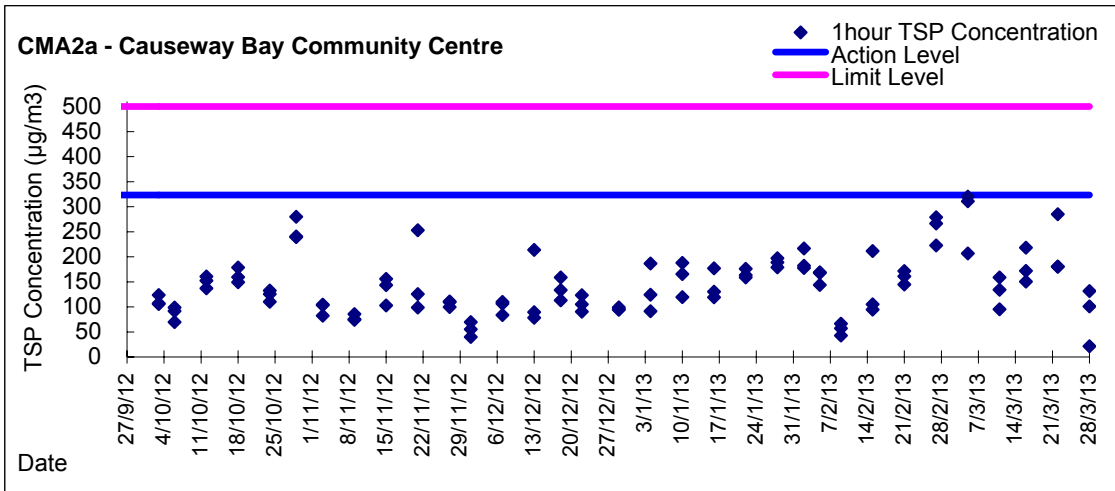
Action Level ($\mu\text{g}/\text{m}^3$) - 325.1
Limit Level ($\mu\text{g}/\text{m}^3$) - 500

Date	Sampling Time	Weather Condition	Filter paper no.	Filter Weight, g		Elapse Time, hr		Sampling Time, hr	Flow Rate, m^3/min			Total Volume, m^3	TSP Level, $\mu\text{g}/\text{m}^3$
				Initial	Final	Initial	Final		Initial, Q_{si}	Final, Q_{sf}	Average		
5-Mar-13	8:15	Cloudy	004327	2.7178	2.7276	13186.59	13187.59	1.00	1.40	1.40	1.40	84	117
5-Mar-13	9:18	Cloudy	004471	2.6923	2.7044	13187.59	13188.59	1.00	1.40	1.40	1.40	84	144
5-Mar-13	10:20	Cloudy	004474	2.6783	2.6909	13188.59	13189.59	1.00	1.40	1.40	1.40	84	150
11-Mar-13	8:20	Cloudy	004706	2.7335	2.7380	13213.59	13214.59	1.00	1.39	1.39	1.39	84	54
11-Mar-13	9:22	Cloudy	004708	2.7118	2.7214	13214.59	13215.59	1.00	1.39	1.39	1.39	84	115
11-Mar-13	10:25	Cloudy	004483	2.6789	2.6913	13215.59	13216.59	1.00	1.39	1.39	1.39	84	148
16-Mar-13	8:08	Fine	004712	2.7275	2.7403	13240.59	13241.59	1.00	1.39	1.39	1.39	84	153
16-Mar-13	9:10	Fine	004473	2.6818	2.6979	13241.59	13242.59	1.00	1.39	1.39	1.39	84	193
16-Mar-13	10:13	Fine	004714	2.7015	2.7159	13242.59	13243.59	1.00	1.39	1.39	1.39	84	172
22-Mar-13	8:20	Fine	004719	2.8195	2.8301	13267.59	13268.59	1.00	1.37	1.37	1.37	82	129
22-Mar-13	9:22	Fine	004770	2.8025	2.8134	13268.59	13269.59	1.00	1.37	1.37	1.37	82	133
22-Mar-13	13:00	Fine	004768	2.8261	2.8377	13269.59	13270.59	1.00	1.35	1.35	1.35	81	143
28-Mar-13	8:22	Rainy	004478	2.6822	2.6900	13294.59	13295.59	1.00	1.39	1.39	1.39	83	93
28-Mar-13	9:25	Rainy	006182	2.6338	2.6421	13295.59	13296.59	1.00	1.39	1.39	1.39	83	99
28-Mar-13	10:30	Rainy	006206	2.6599	2.6684	13296.59	13297.59	1.00	1.39	1.39	1.39	83	102

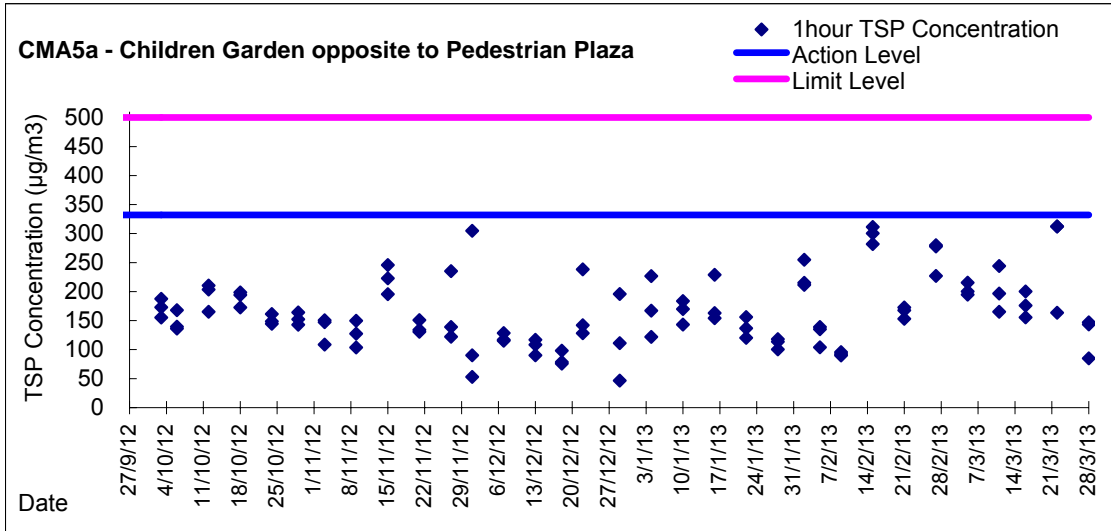
Graphic Presentation of 1 hour TSP Result



Graphic Presentation of 1 hour TSP Result

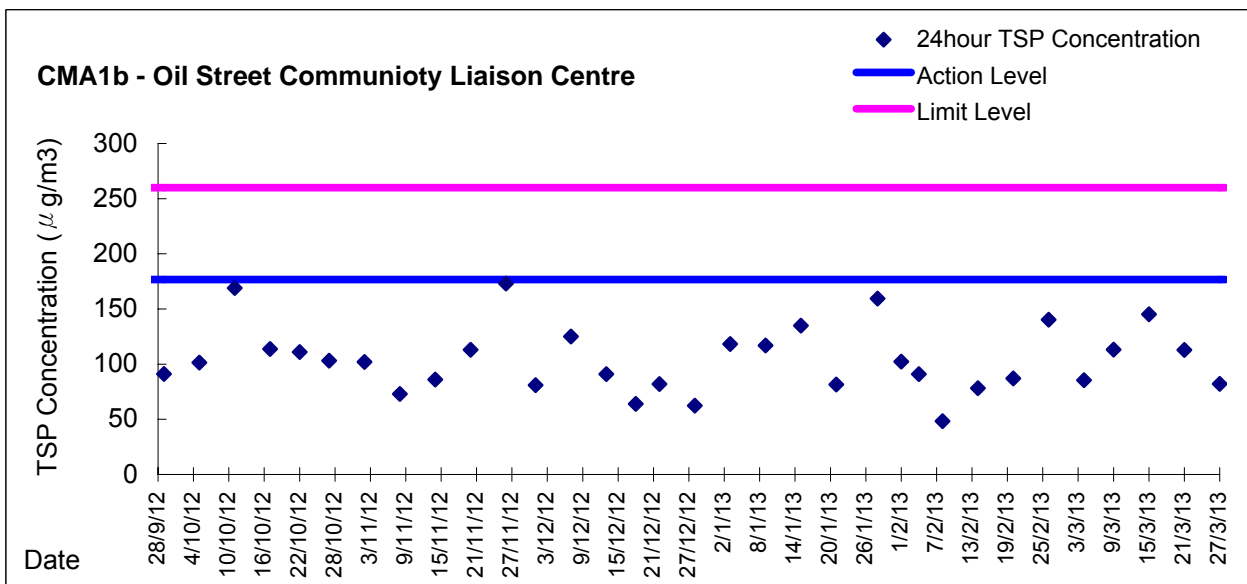
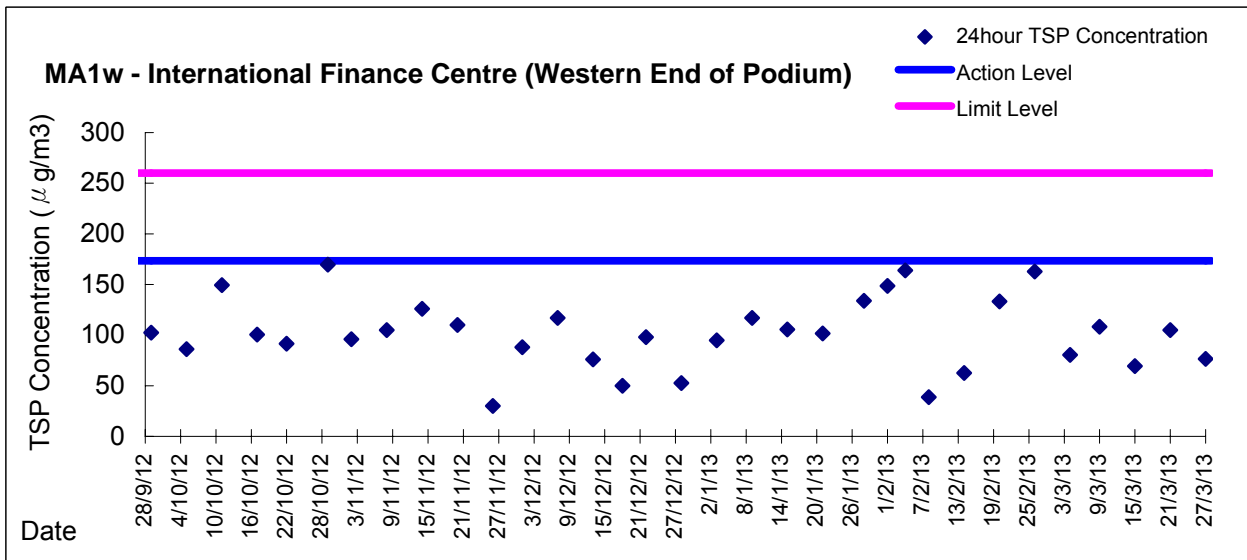
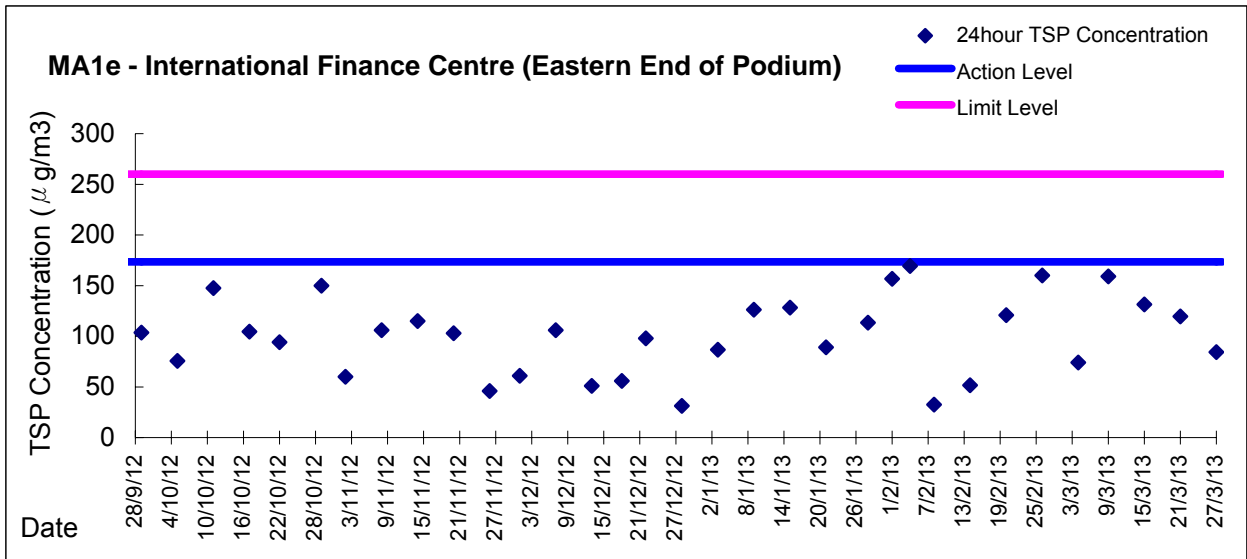


Graphic Presentation of 1 hour TSP Result



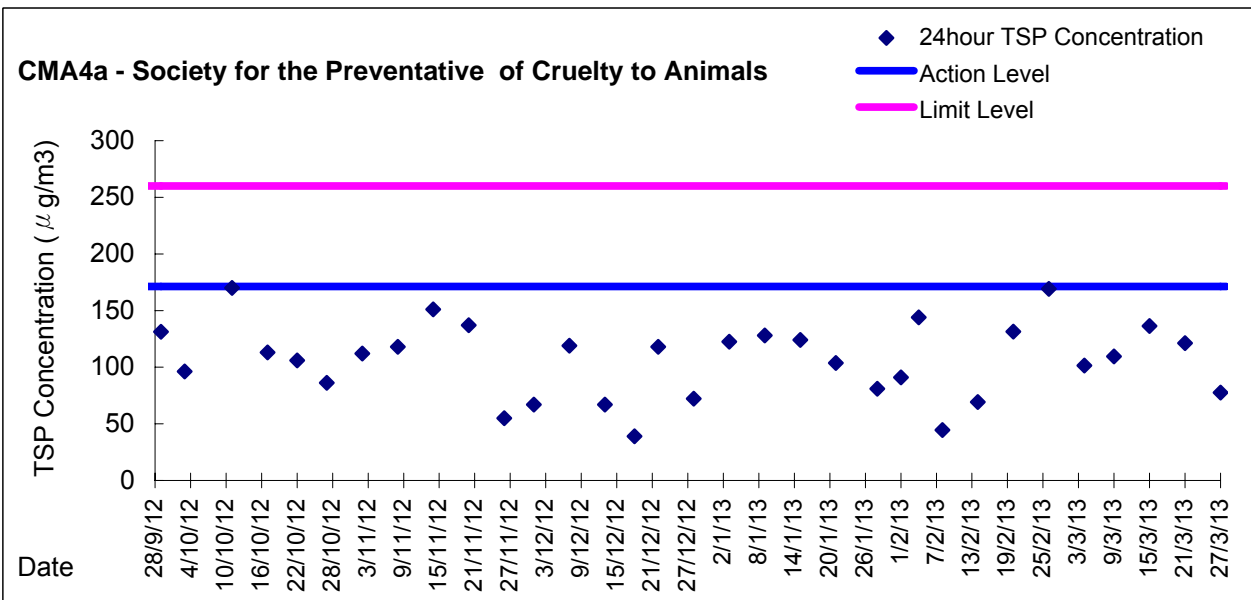
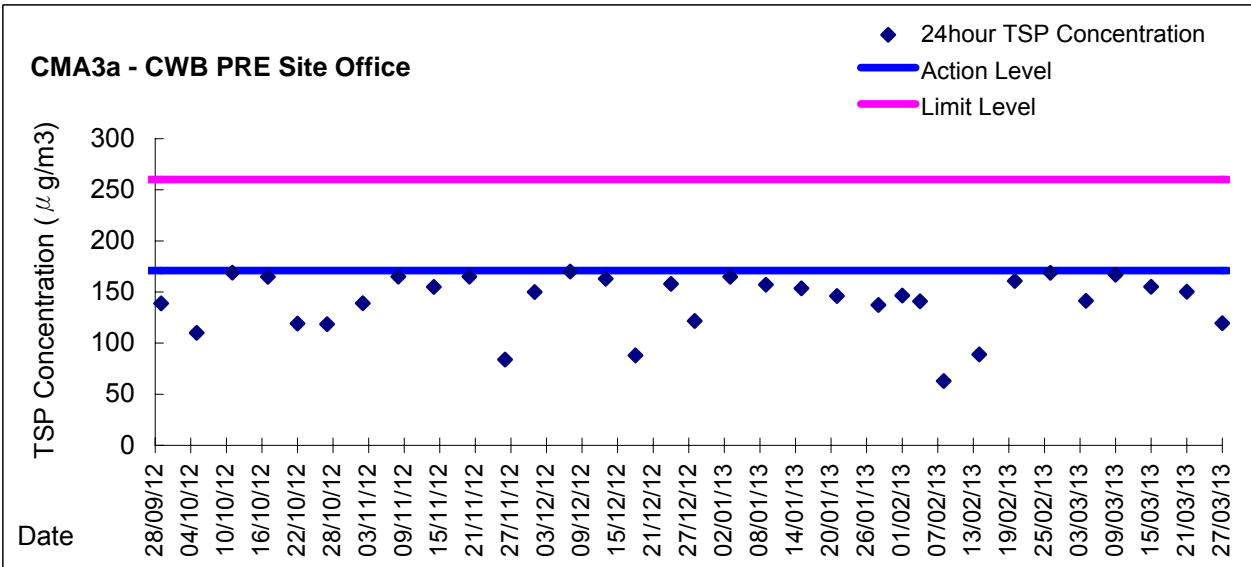
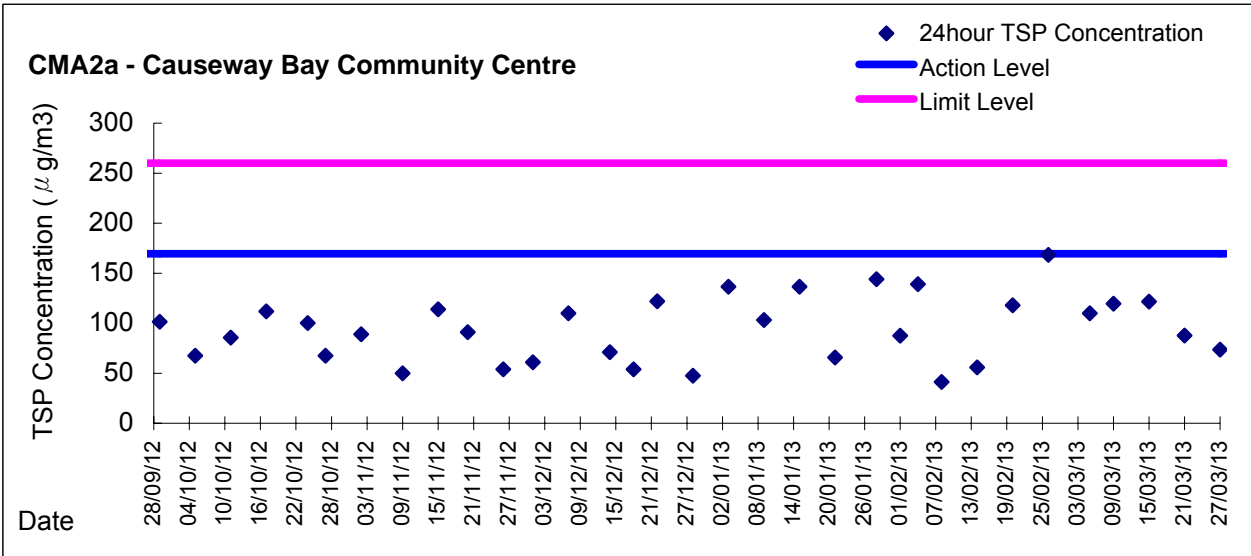


Graphic Presentation of 24 hour TSP Result





Graphic Presentation of 24 hour TSP Result





Graphic Presentation of 24 hour TSP Result

